DESIGNED BY [illegible] Jones

DATE 7/2/43

| REVIEWED | | | | | CLEARED |
|---|---|---|---|---|---|
| PLANS AND DESIGN | FORESTRY | RESEARCH AND EDUCATION | RECREATIONAL PLANNING AND STATE COOPERATION | | |
| ENGINEERING | HISTORY | SANITATION | | | REGIONAL DIRECTOR |

BOONE & DAILEY
ARCHITECTS
ROANOKE, VA.

BASIC DATA NPS DWG. NE REV. 8-20-ON-1053-B

DOOR SCHEDULE

| MARK | SIZE | MATERIAL | GLASS | THRESHOLD | REMARKS |
|---|---|---|---|---|---|
| A | 3'-0"x7'-0"x1¾" | WH. PINE | DSA | C.I. | SEE ELEVATION |
| B | 2'-8"x7'-0"x1¾" | DO. | | DO. | DO |
| C | 2'-8"x7'-0"x1¾" | DO. | — | DO. | DO |
| D | 2'-6"x7'-0"x1¾" | DO | — | — | — |
| E | 2'-6"x7'-0"x1¾" | DO. | — | — | — |
| F | 2'-8"x7'-0"x1¾" | DO. | — | — | — |

FINISH NOTES:
FLOOR: TROWELED FINISH CONCRETE (SEE SECTION)
BASE: CONCRETE (SEE SECTION)
WALLS: PLASTER - STRUCTURAL TILE
CEILING: PLASTER
WAINSCOT: 4'-0" HIGH IN TOILET ROOM
WALLS - PAINTED
CEILING - PAINTED

LINTEL NOTE:
ALL LINTELS TO BE 2 ANGLES 6"x3½"x¼" UNLESS OTHERWISE NOTED

FLOOR PLAN
SCALE 1/4"-1'-0"

TYPICAL INTERIOR DOOR HEAD
JAMB SIMILAR
SCALE 1½"-1'-0"

TYPICAL EXTERIOR DOOR HEAD
JAMB SIMILAR
SCALE 1½"-1'-0"

SECTION A-A
SCALE 1/4"-1'-0"

TYPICAL WALL SECTION
SCALE 1½"-1'-0"

SUPERSEDED
SCALE NO. 10 REC

RECOMMENDED: [illegible] ENGINEER
RECOMMENDED: [illegible] ARCHITECT
RECOMMENDED: [illegible] SUPERINTENDENT
APPROVED: [illegible] REGIONAL DIRECTOR
DATE 6-10-43

RECOMMENDED: QC Hopkins ENGINEER DATE 7/22/43
RECOMMENDED: [illegible] ARCHITECT DATE [illegible]
RECOMMENDED: [illegible] SUPERINTENDENT DATE 6-10-43
APPROVED: [illegible] REGIONAL DIRECTOR DATE [illegible]

UNITED STATES
DEPARTMENT OF THE INTERIOR
NATIONAL PARK SERVICE
PLANS AND DESIGN DIVISION
BOONE
GAS STATION - BLDG. NO. 82
BLUE RIDGE PARKWAY
NORTH CAROLINA-VIRGINIA

REGION ONE
SHEET 1 OF 3 SHEETS
DRAWING NO. PLAN-BR-82-2
SERIAL NO. NP-BRP-3-2
SCALE AS NOTED

Sanitary Eng. [illegible]

BROWN & WELLS
ARCHITECTS
ROANOKE, VA.

CLEARED

REVIEWED

DESIGNED BY:

BASIC DATA

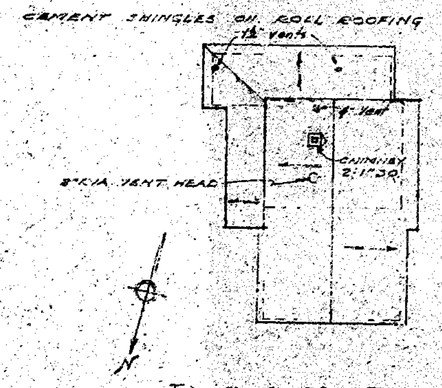


ROOF PLAN

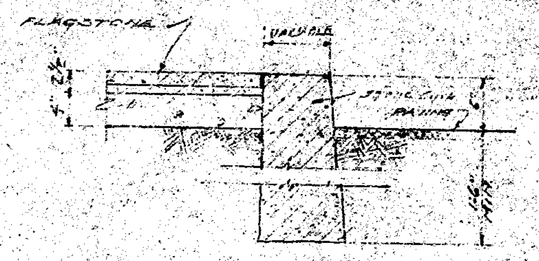


SECT. THRU FLAGSTONE PLATFORM
SCALE 1"=1'-0"

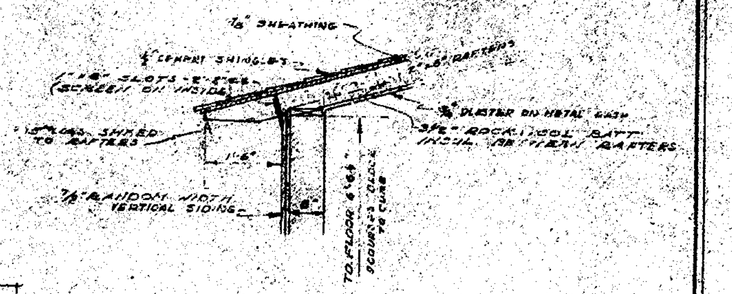


SECTION "C"
SCALE ½"=1'-0"

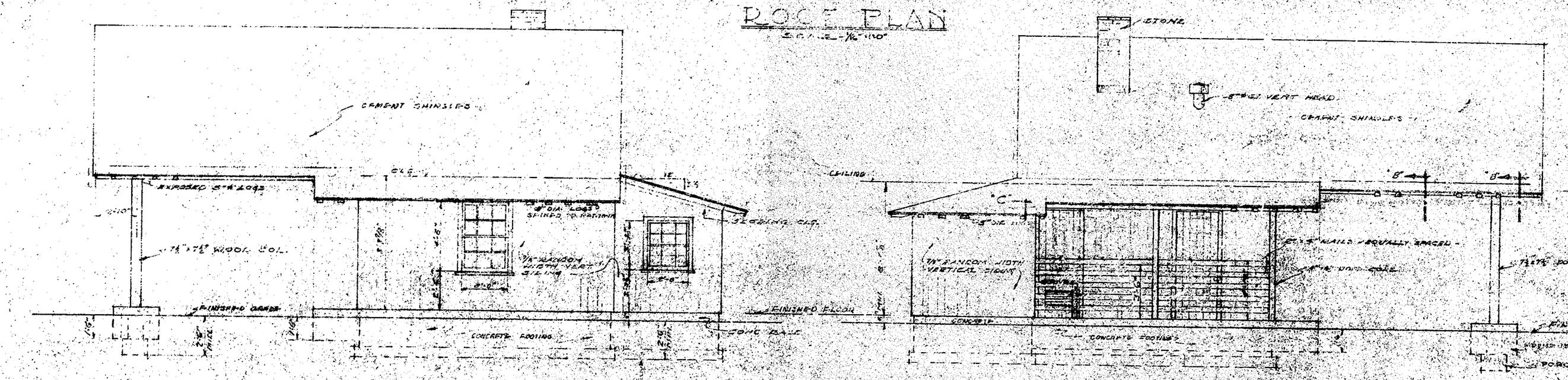


WEST ELEVATION
SCALE ¼"=1'-0"

EAST ELEVATION
SCALE ¼"=1'-0"

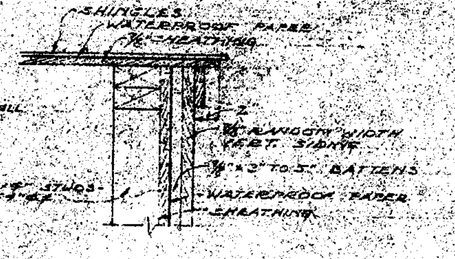


SECTION "E"
SCALE 1"=1'-0"

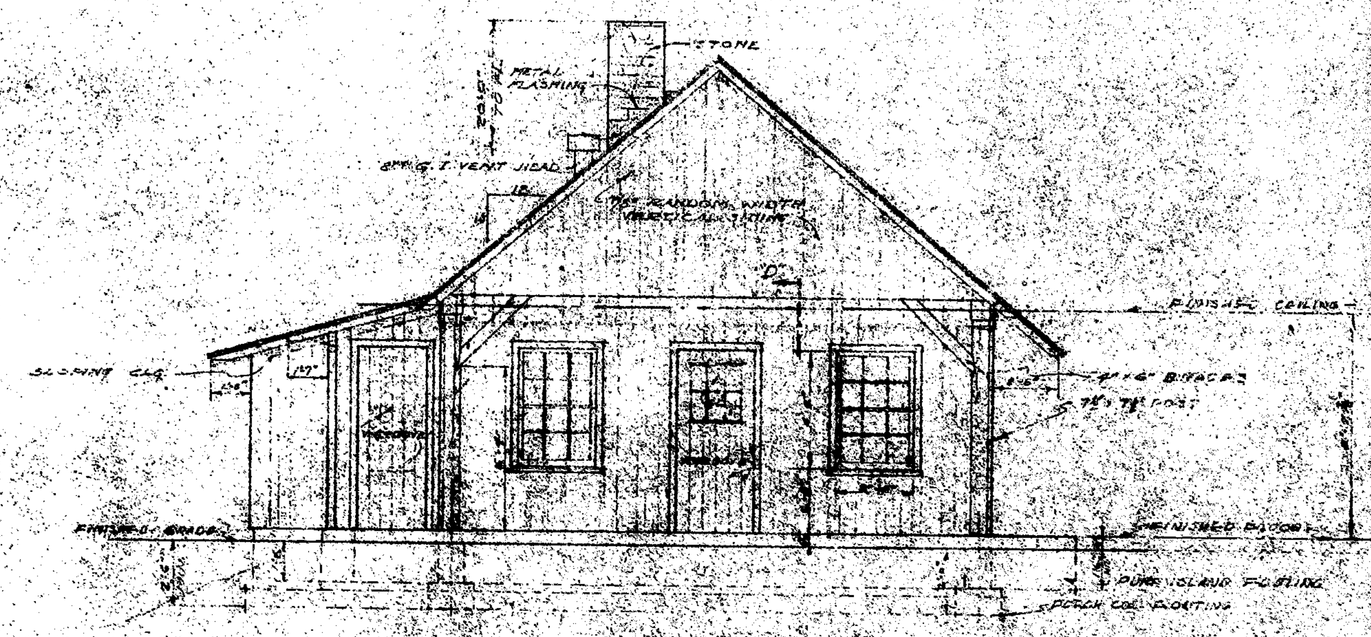


NORTH ELEVATION
SCALE ¼"=1'-0"




SOUTH ELEVATION
SCALE ¼"=1'-0"

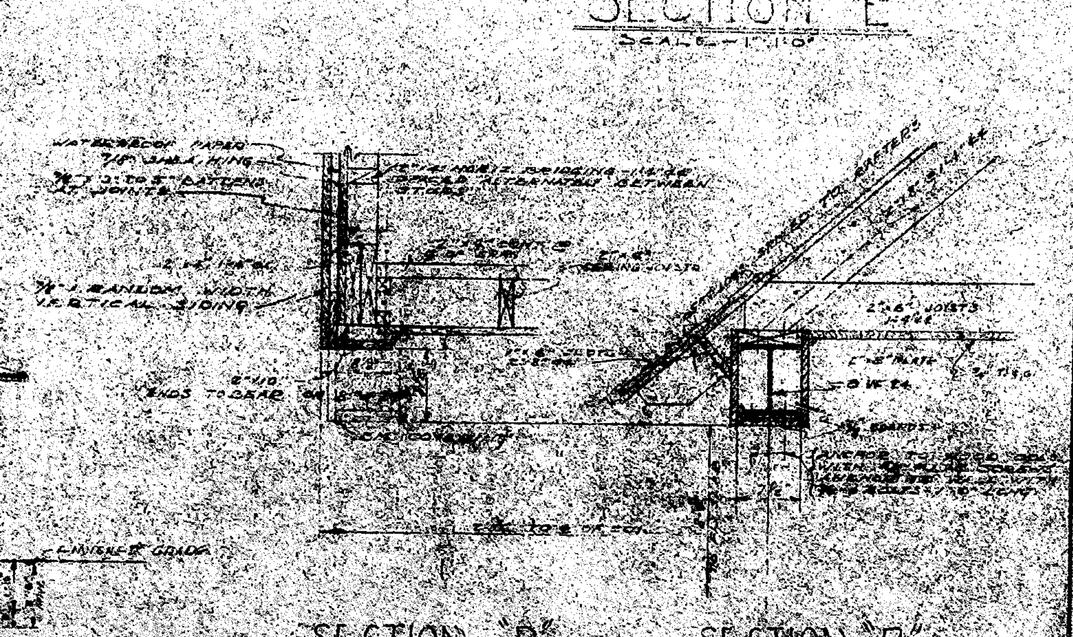


SECTION "D"
SCALE 1"=1'-0"

SECTION "B"
SCALE 1"=1'-0"

RECOMMENDED _____ DATE _____
CONCURRED _____ DATE _____
APPROVED _____ DATE _____

UNITED STATES
DEPARTMENT OF THE INTERIOR
NATIONAL PARK SERVICE
EASTERN SERVICE CENTER
DESIGN DIVISION

GAS STATION - BLDG. No. 82
ROCKY KNOB
BLUE RIDGE PARKWAY

DRAWING NO. NCP-RK-2
CONTRACT NO. NCP-RK-5
SCALE AS SHOWN

REVISION ONE

| DESIGNED BY | REVIEWED | | | | CLEARED | |
|---|---|---|---|---|---|---|
| DATE | PLANS AND DESIGN | FORESTRY | RESEARCH AND EDUCATION | RECREATIONAL PLANNING AND STATE COOPERATION | REGIONAL DIRECTOR | BROWN & WELLS ARCHITECTS ROANOKE, VIRGINIA |
| | ENGINEERING | HISTORY | SANITATION | | | |

BASIC DATA

PIPING NOTE
All heating supply pipes run overhead and ceiling exposed. All heating return pipes run near floor along wall exposed. All plumbing pipes to be concealed in floors & walls. All water pipes run exposed & underground unless marked otherwise.

PIPING LEGEND

Heating supply
Heating return
Cold water
Boiler fill, where piped below piping

Branch from top of main
Branch from bottom of main
Riser from side of main
Fall from top of pipe
Rise from top of pipe

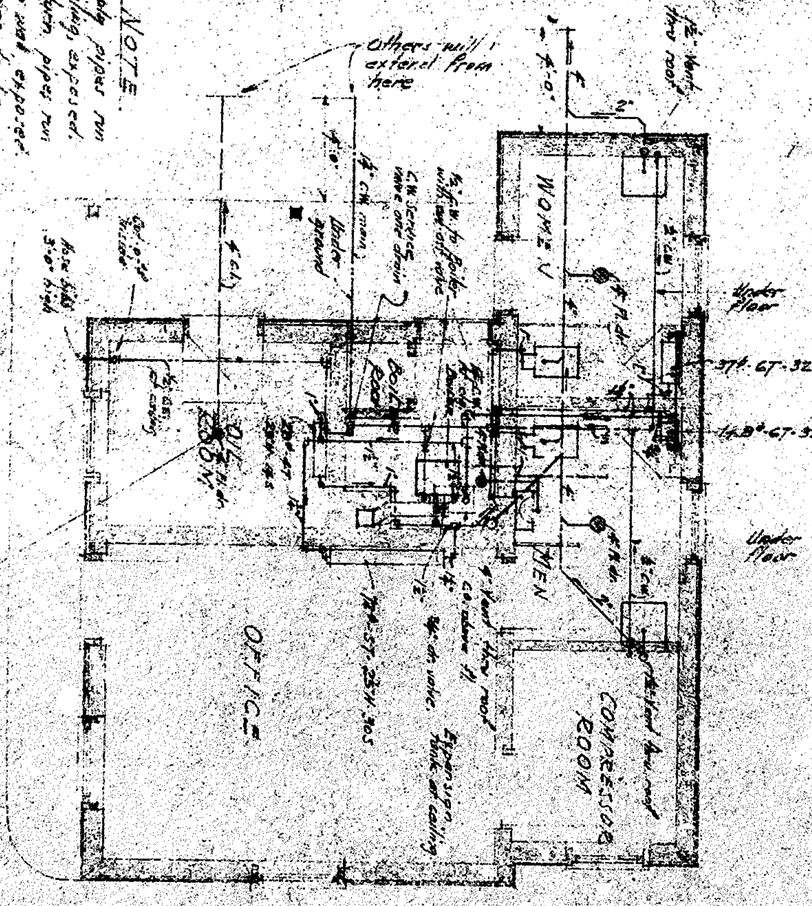


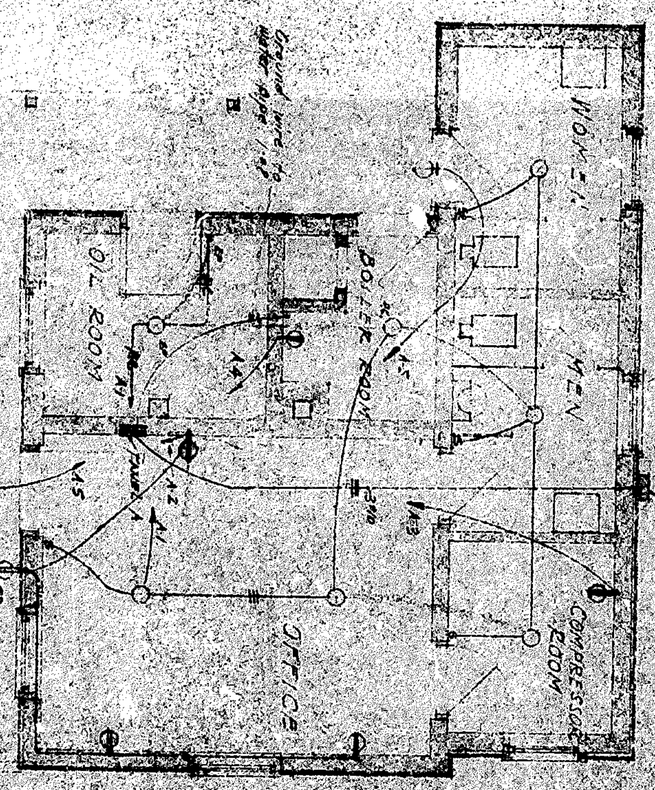


FLOOR PLAN
SCALE 1/4" = 1'-0"
AND BUILDING

FLOOR PLAN
SCALE 1/4" = 1'-0"
ELECTRICAL

ELECTRICAL NOTES:
All lamps to be 40 watt, single pole, ceiling switch controlled unless otherwise noted.
Panel A to be 4'-0" high.
Panel A to be mounted on wall 6'-0" above floor.
Conduit runs shown to be determined on job
Height of outlets to be 1'-0" above floor unless otherwise noted.

ELECTRICAL SYMBOLS

| | |
|---|---|
| O | Lighting outlet ceiling |
| ⊖ | Lighting outlet bracket |
| ⊖ | Duplex convenience receptacle |
| ⊖ | Special purpose receptacle |
| ● | Fluorescent fixture |
| S | S.P.S.T. switch |
| S3 | Explosion proof S.P.S.T. switch |
| ⊙ | Fixture as noted |
| ■ | Lighting panel |
| ⊖ | Weatherproof receptacle |
| | All cable concealed |
| | Right angle conduit exposed |
| | Rigid conduit exposed |

HEATING, PLUMBING AND ELECTRICAL WORK

GAS STATION - BLDG. No. 82

BLUE RIDGE PARKWAY

SCALE AS NOTED

UNITED STATES
DEPARTMENT OF THE INTERIOR
NATIONAL PARK SERVICE
REGIONAL OFFICE DESIGN DIVISION
DRAWING

REGION ONE
NO. 7-8-12
SHEET 3 OF 3
DRAWING NO. BLUE RIDGE-82
DATE 5-6-40

RECOMMENDED _____ DATE _____
CONCURRED _____ DATE _____
APPROVED _____ DATE _____